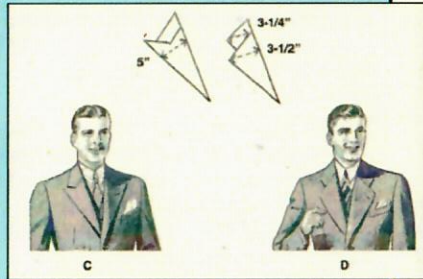


Men's Fashions

Men wore suits for work and leisure activities during the Model A era. The season and occasion determined both the hat worn and the fabric of the suit. Unlike women's fashions, the style of men's suits did not change much during the four years of the Model A era.

The biggest difference between modern suits and those of our era is the width of the lapel. If you can find a suit from the 30's or 40's they usually will have the wider lapel.




The lapels of men's suits were either peaked (C) or notched (D), and were measured across the widest part.


Suit jackets could have a two or three button closure, and the cut of the jacket was snug, with a definite curve from under the arm to the waist. Both single and double breasted suits were common. The jacket linings could be full, half, or quarter. Sleeves could have three or four-buttons on the cuff.

Wool was the primary fabric used in all four Model A years for men's suits. Other materials were woven into the wool to produce a blend: silk, Rayon, or cotton were common.

Suit colors were shades of blue, grey, green, brown, or black.



Pants were straight legged and came with or without cuffs. The depth of the cuff was generally 2" wide, and the bottom width of the pant leg ranged from 18" - 22". Pants generally had a flat front, although pleated trousers were usually sold to collegiate or younger men. A button fly was the standard means of closure, since zip-pers were not commonly used until after the Model A era.



Men's Hats

Hats were an essential part of a man's daily dress.

The general dimensions for all hats changed with style. Crowns were generally between 5" and 5 3/4" deep. Widths of hat brims ranged from 2 3/8" to 2 5/8". Brims were left unfinished or bound.

Straw boaters (J-above) brims ranged 2 1/4" to 2 5/8", and had crowns as high as 3 3/8".

Clockwise from top:
The derby.
The homburg.
The fedora.



This pamphlet is meant to be a handy quick reference guide only. All information for this handout comes directly from *A Book of Fashion Facts 1928-1931*, and the *MAFCA Fashion Guidelines*. Women's fashion pictures come from these sources, as well as *McCall's*, *Delineator*, and *Needlecraft* magazines from the model A era. For more information and details the *MAFCA Fashion Guidelines* should be consulted. MAFCA publications can be ordered online at the MAFCA Store at www.mafca.com.

Quick Reference Guide for Daytime Fashions 1928-1931



For more information about Model A Era Fashions visit: www.mafca.com



MAFCA
250 South Cypress
La Habra, CA 90631-5515

Phone: 562-697-2712
M-F, 10 am-4 pm PST
Era Fashion Committee Contact:
fashions@mafca.com

Women's Daytime Wear

1928

1928 was the year of the short, (at the knee) straight skirts. Many day dresses had peats, drapes, and flounces. A dress could give the appearance of having two skirts, one longer than the other. The waistline was dropped and defined at the hip—in 1928 it was at the widest part of the hip. The top was loose, with interesting necklines, jabots, and other lovely details flattering to almost any figure. According to MAFCA Guidelines, with the exception of house dresses and some sport dresses, the sleeves were mostly long, having buttons, snaps, or cuffs. However, we have seen original garments, as well as patterns and pictures in magazines of short sleeved dresses.



1929

Skirts were still at the knee for daytime wear. Pleats were often arranged in front or at either side of the front, or in clusters at one side. Loose panels were seen in the back of the skirts. Drapes and flares continued to give fullness, although the hipline was snugger than in 1928. MAFCA Guidelines state that hemlines were straight for daytime wear, although afternoon tea dresses might have an uneven hemline which dipped considerably on either side or in the back. By the fall/winter of 1929, the waistline had moved to the top of the hips, or just slightly above. Necklines were lower than 1928; often seen were square, round, and the popular "u". Matching jackets, short or three-quarter length were becoming stylish.



2923

1930

1930 was a year of transition. The waistline gradually returned to the natural waist, but early 1930 catalogs showed the many fashions with a "new" waistline about halfway between the hipline and the natural waist. By the end of 1930, belted fashions finally placed the belt at the natural waist. By adding a belt, a thrifty woman could make over last year's dress into something new. In many styles the old dropped waistline was still visible in the dress bodices. The length of the skirt dropped to four inches below the knee for street wear, and six to eight inches for afternoon tea dresses. Most hemlines were straight by this time. Short sleeved dresses became popular for street wear in 1930, especially in the summer. Many dresses had matching jackets or boleros.



1931

The dress styles were more fitted and longer in 1931, giving the silhouette a tall, slim look. Catalogs in 1931 show that the length of dresses were one to two inches longer than in 1930 (ten to twelve inches from the floor). By the end of 1931, all of the waistlines were at the natural waist, and any hint of the earlier dropped waist was gone. Skirt lines were straight, pleated, flared, or fuller at the bottom. One piece dresses, which looked like a skirt and blouse often sported a matching jacket. V-necks were still seen, but mostly with ruffles, lace, bows, buttons, or pleats.



Women's Hats during the Model A Era

Hats were a necessary addition to complement a daytime ensemble suitable for going out to shop, afternoon tea or visiting a friend.

The color worn generally coordinated with the main dress or coat color. The weight of the hat material is also an important consideration; the general rule of thumb is the lighter of fabric of the dress, the more sheer the hat. A felt hat would not be a good choice for a sheer chiffon dress.

The hat you wear should also be of the same year as your major garment. The two notable difference of hats between years appeared in the location of the brim on the forehead and the depth of the crown. The following illustrations come directly from the MAFCA Fashion Guidelines.



1928
Covering the
eyebrows



1929
Just above eyebrows,
exposing eyebrows



1928



1929



1930
Middle of forehead,
exposing forehead



1931
At the hairline,
exposing forehead



1930



1931